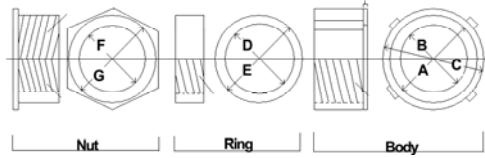


Malleable Rigid 3-Piece Couplings




- ▶ Used to Join 2 lengths of Threaded Conduit when Neither Can Be Rotated
- ▶ Threaded (NPT) for Rigid Conduit and IMC
- ▶ Concrete Tight

Dimensions = Inches

Cat. No.	Trade Size	Dimensions							Inner Box	Outer Box
		A	B	C	D	E	F	G		
14440	1/2"	1.01	.869	1.30	.788	.981	.775	1.05	20	200
14441	3/4"	1.20	1.10	1.55	.970	1.19	.965	1.25	10	100
14442	1"	1.52	1.33	1.78	1.22	1.50	1.23	1.58	5	50
14443	1-1/4"	1.91	1.699	2.20	1.58	1.85	1.56	1.90	5	50
14444	1-1/2"	2.15	1.93	2.50	1.83	2.10	1.78	2.20	3	30
14445	2"	2.65	2.40	3.08	2.25	2.58	2.25	2.75	-	20
14446	2-1/2"	3.20	2.90	3.75	2.70	3.10	2.70	3.31	-	10
14447	3"	3.85	3.58	4.40	3.35	3.82	3.30	4.40	-	5
14448	3-1/2"	4.09	4.05	5.04	4.10	4.15	4.00	4.90	-	5
14449	4"	4.89	4.55	5.40	4.30	4.85	4.33	5.02	-	2
14450	5"	5.89	5.55	6.75	5.43	5.84	5.43	5.93	-	1
14451	6"	6.93	6.62	7.62	6.50	6.81	6.50	6.87	-	1

Malleable Rigid Split Couplings

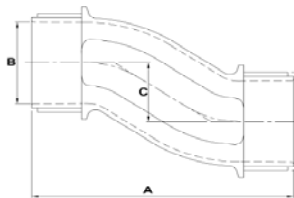


- ▶ A Speed Union for Economically Joining 2 Threaded Rigid Metal Conduits
- ▶ A Neoprene Gasket provides a Concrete Tight Seal at the Joint
- ▶ Use where Conduit Runs are Closely Spaced; or Conduit is tight against Wall, Ceiling or other Obstruction
- ▶ Use where Conduits Cannot be Rotated

Dimensions = Inches

Cat. No.	Trade Size	Dimensions			Inner Box	Outer Box
		A	B	C		
14452	2"	2.75	2.04	3.30	-	25
14453	2-1/2"	3.20	2.98	4.23	2	10
14454	3"	3.85	3.14	4.85	2	10
14455	3-1/2"	4.48	3.26	5.36	1	5
14456	4"	4.83	3.34	6.07	1	5

Rigid Offset Nipples - Zinc Die Cast

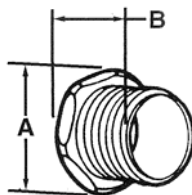


- ▶ Use as an Offset Connector between Two Enclosures
- ▶ To Offset the Axis of Raceways 3/4"

Dimensions = Inches

Cat. No.	Trade Size	Dimensions			Inner Box	Outer Box
		A	B	C		
14460	1/2"	2.42	.59	.75	35	350
14461	3/4"	2.42	.78	.75	20	200
14462	1"	2.58	1.00	.75	15	150
14463	1-1/4"	2.83	1.32	.75	5	50
14464	1-1/2"	2.87	1.53	.75	5	50
14465	2"	3.11	1.99	.75	3	30
14466	2-1/2"	4.13	2.35	.75	-	18
14467	3"	4.47	2.95	.75	-	15

1" Long Conduit Speed Nipple - Zinc Die Cast



- ▶ Use with Rigid Coupling to Terminate Threaded Conduit to a Knockout, Box or Enclosure, where space is limited within the box
- ▶ Use with a Locknut to provide a Short Raceway between Boxes and enclosures

Dimensions = Inches

Cat. No.	Trade Size	Dimensions		Inner Box	Outer Box
		A	B		
14502	1/2"	1.04	1.00	100	1000
14503	3/4"	1.34	1.00	50	500
14504	1"	1.63	1.00	25	250