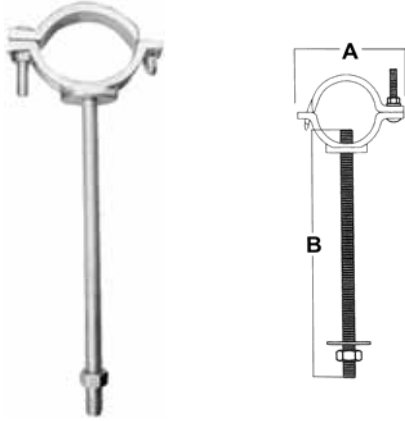


Malleable Mast Support Clamp Wire

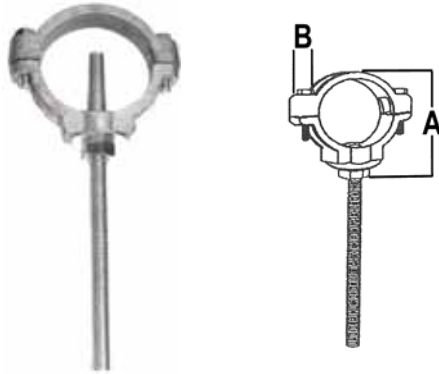


- ▶ Used to secure Service Entrance Conduit to the Outside surface of a building
- ▶ Hinged on one side and bolted on other side for easy installation
- ▶ Machined Bolt and Nut
- ▶ Malleable Iron

Dimensions = Inches

Cat. No.	Conduit Size	Dimensions		Box Qty
		A	B	
21830	2"	4.23	10	25
21831	2-1/2"	4.79	10	25

Conduit Support Split Ring



- ▶ Used to secure Service Entrance Conduit to the Outside surface of a building
- ▶ Bolted on both sides
- ▶ Malleable Iron

Dimensions = Inches

Cat. No.	Conduit Size	Bolt Size	Dimensions		Box Qty
			A	B	
21835	2"	1/2" x 10"	2.70	.99	25
21836	2-1/2"	1/2" x 10"	3.33	1.07	25
21837	3"	5/8" x 13"	4.50	1.04	10
21838	3-1/2"	5/8" x 13"	5.13	1.08	10
21839	4"	5/8" x 13"	5.60	1.08	10

Conduit Support Universal

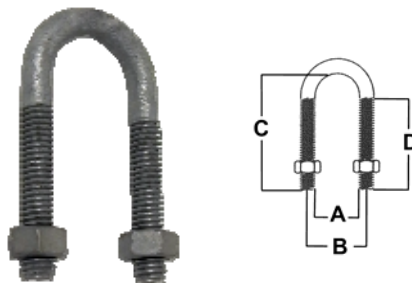


- ▶ Used to secure Service Entrance Conduit to the Outside surface of a building
- ▶ 1/2" x 10" Bolt
- ▶ Zinc Plated Steel

Dimensions = Inches

Cat. No.	Conduit Size	Dimensions		Box Qty
		A	B	
21833	1-1/4" to 3"	3.80	10.00	20

Malleable U-Bolt Pipe Clamps



- ▶ Recommended for supporting or guiding heavy loads along runs of non-insulated pipe
- ▶ 2 hex nuts
- ▶ Malleable Iron - Galvanized

Dimensions = Inches

Cat. No.	Trade Size	Dimensions				Inner Box	Outer Box
		A	B	C	D		
21840	1/2"	1.00	1.25	2.50	1.81	25	250
21841	3/4"	1.12	1.38	2.81	1.81	25	250
21842	1"	1.38	1.63	3.06	1.81	25	250
21843	1-1/4"	1.75	2.00	3.19	1.81	20	200
21844	1-1/2"	2.00	2.38	3.50	1.81	20	200
21845	2"	2.50	2.50	4.50	2.63	10	100
21846	2-1/2"	3.00	3.25	4.88	2.63	-	20
21847	3"	3.63	3.88	5.38	2.63	-	20
21848	3-1/2"	4.06	4.56	5.88	2.63	-	20
21849	4"	4.69	5.06	6.69	2.63	-	20