



# 74026D - 200/240/300W AREA LIGHT

WITH FIELD CHANGEABLE LENS

120-277V 3/4/5K TYPE III



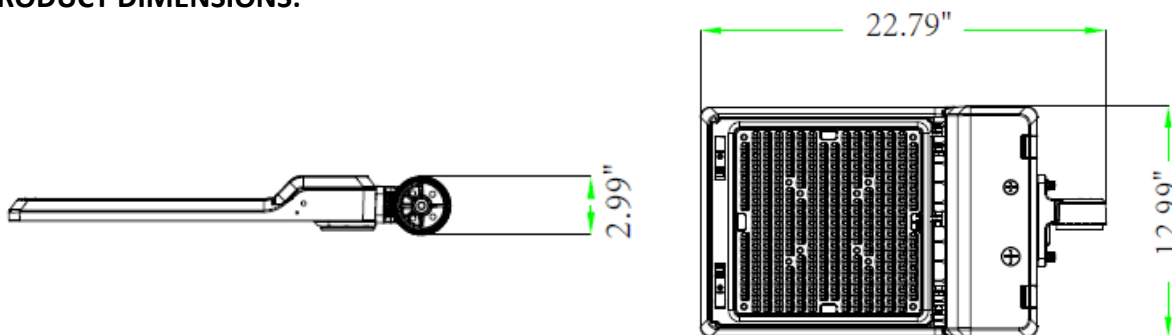
*\*Pictured with Universal Mount (Sold Separately)*

## FEATURES:

- Lens Changeable: Type III Installed, Type IV & V Available Upon Request
- Color Selectable: 3000/4000/5000K
- Wattage Selectable: 200/240/300W
- 3-Pin Twist Lock Receptacle & Shorting Cap Included
- Quick Lens Change & Lock in Place Design - 4 magnetic screws for secure hold & easy lens change out at heights
- Photocell Receptacle/Socket Included
- IP65 Rated for Wet Locations
- Bronze Die Cast Aluminum Housing - Cold Weather & High Wind Resistant
- Breather Drain Included for Proper Moisture & Heat Dissipation
- Easily Access the Driver Box Through Two Heavy Duty Clips
- Mounting Options Sold Separately
- 50,000+ Hour Life Expectancy

CAT NO.	HOUSING COLOR	WATTAGE	CCT	MAX LUMENS (TYPE III LENS)	VOLTAGE	LENS TYPE	CRI	DIMMING
74026D	BRONZE	200/240/300W	3K/4K/5K	43,961	120-277V	TYPE III	>80	0-10V

## PRODUCT DIMENSIONS:





# 74026D - 200/240/300W AREA LIGHT


WITH FIELD CHANGEABLE LENS

120-277V 3/4/5K TYPE III

DIP SWITCH ACCESS

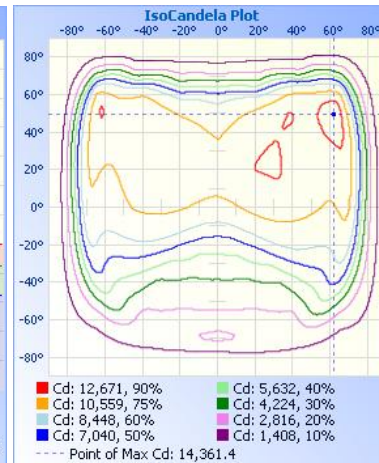
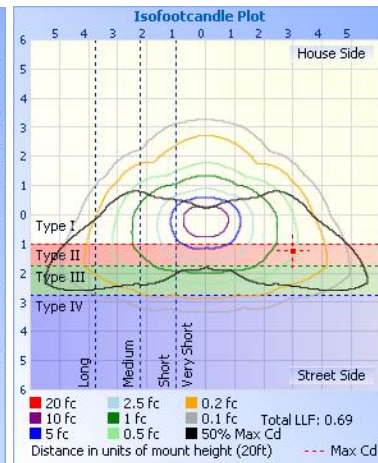
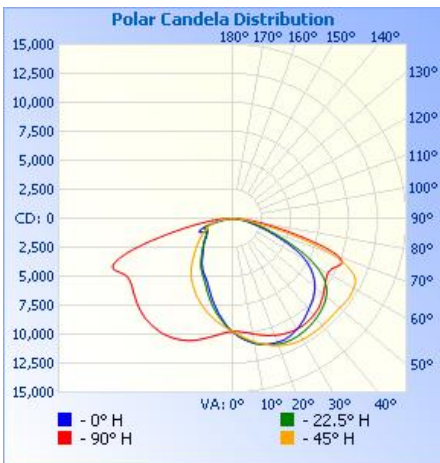
COLOR SELECTABLE:  
3000K/4000K/5000K

WATTAGE  
SELECTABLE:  
200W/240W/300W



LENS LOCK & UNLOCK - SCREW DIRECTION

## PHOTOMETRICS:



**Illuminance at a Distance**

Center Beam fc	Beam Width	Beam Width
17.0ft	33.8 fc	47.5 ft 110.7 ft
34.0ft	8.44 fc	95.1 ft 221.3 ft
51.0ft	3.75 fc	142.6 ft 332.0 ft
68.0ft	2.11 fc	190.2 ft 442.7 ft
85.0ft	1.35 fc	237.7 ft 553.4 ft
102.0ft	0.94 fc	285.3 ft 664.0 ft


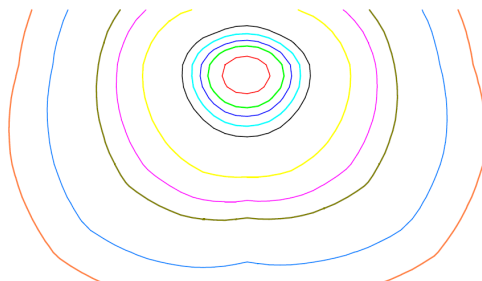
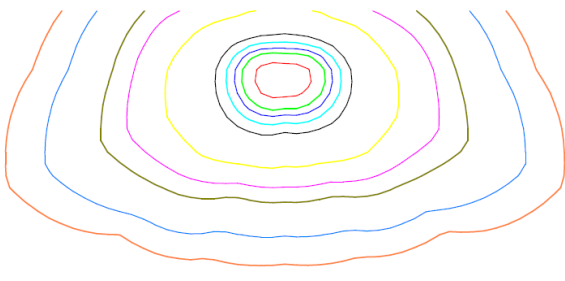
■ Vert. Spread: 108.9°  
■ Horiz. Spread: 145.8°

## LIGHT DISTRIBUTIONS:

TYPE III

TYPE IV

TYPE V





# 74026D - 200/240/300W AREA LIGHT

WITH FIELD CHANGEABLE LENS

120-277V 3/4/5K TYPE III

## TECHNICAL SPECIFICATIONS:

### ELECTRICAL

Input Voltage/Frequency: 120-277VAC, 50/60Hz

THD: < 20%

Power Factor: > 0.9

Current: 2.4A @ 120V

Surge Protection: 6kV

### PRODUCT PARAMETERS:

Input Power: 200W/240W/300W

Color Temperature: 3000K/4000K/5000K

Factory Preset to: 300W, 5000K

50,000+ LED Life Expectancy

Operating Temperature: -40°F - 122°F

### CHROMACITY MEASUREMENTS:

CRI: >80

Beam Angle: 150° X 80°

Light Distribution: Type III

### COMPONENT SPECIFICATIONS:

LED: SMD2835

Driver Voltage: 120-277V

Frequency: 50/60Hz

Dimming: 0-10V

### CONSTRUCTION:

Housing: Corrosion resistant die cast aluminum housing. Bronze Powder Coat Finish

IP Rating: IP65 Wet Location Rated

Lens Material: Polycarbonate. Magnetic screws for secure hold & placement.

Whip Length: 3'

### WARRANTY:

Morris Products carries a 5 year warranty from date of purchase against defects in materials and workmanship (assuming normal and proper usage).

## LUMEN BREAKDOWN:

(TYPE III LENS INCLUDED, TYPE IV & V SOLD SEPARATELY)

Type III	3000K	4000K	5000K
200W	30,358	31,992	31,348
240W	33,977	36,450	35,514
300W	40,555	43,961	42,176

Type IV	3000K	4000K	5000K
200W	29,557	31,323	30,771
240W	33,417	35,698	34,831
300W	39,706	43,257	41,737

Type V	3000K	4000K	5000K
200W	30,528	32,355	31,714
240W	34,448	36,814	35,923
300W	41,669	44,774	42,926

## ACCESSORIES:

SOLD SEPARATELY

- 75089D - Glare Shield
- 74788D - Type IV Lens
- 74206D - Type V Lens
- 74043A - Universal Mount
- 74737D - Yoke Mount
- 74034A - Slipfitter Mount
- 74038C - Trunnion Mount
- 74032A - Pole Arm Mount
- 74072C - Microwave Motion Sensor
- 74188B - Optional Remote for Microwave Motion Sensor
- 39106 - Twist Lock Photocell

## CERTIFICATIONS:

- DLC Premium: S-XPQWVJ
- cULus Listed