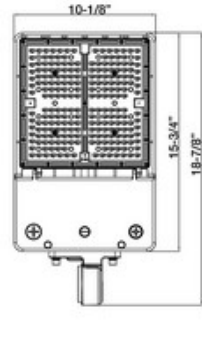


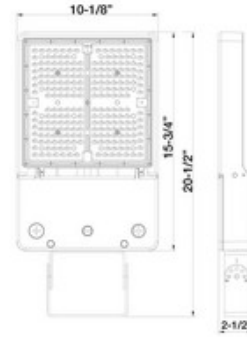


74071C - LED AREA LIGHT SHOEBOX GEN 4

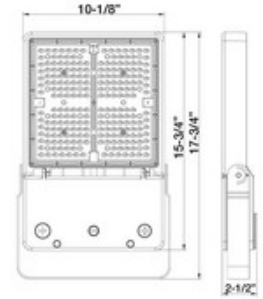
120-277V 240/300W 4000K



Adapter Included with fixture



Trunnion Sold Separately



Yoke Sold Separately

150-200W

Twist Lock Receptacle & Shorting Cap Included
Photocell Sold Separately - Cat# 39106

FEATURES:

- SMD 3030 LEDs
- Wattage Selectable
- Corrosion resistant Die Cast Aluminum housing
- Polycarbonate Optic Lens
- Superior Architectural Powder Coat Finish
- Stainless Steel Hardware
- Photo Control must be Purchased Separately
- Light Pattern: Type V
- IP65 (NEMA 4X) Dust & Water Tight
- cULus Listed for Wet Locations
- DLC PRODUCT ID#: P5GFC53T
- 5 Year Warranty

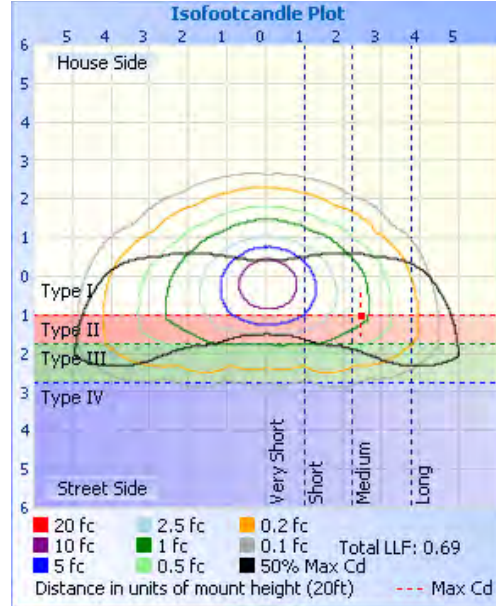
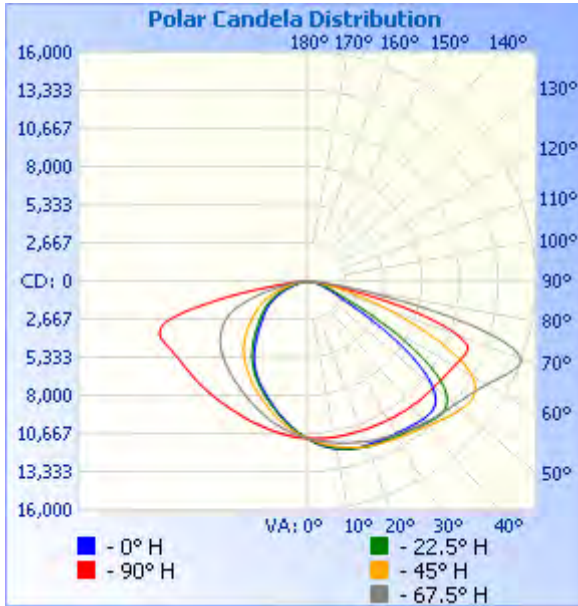
Part#	Housing Color	Wattage	Lumens	CCT	Voltage	Beam Angle	Lumens/Watt	DLC PRODUCT ID#:
74071C	Bronze	240W/300W	41,647 @300W	4000K	120-277V	132°	138m/w	PMLDY12F



74071C - LED AREA LIGHT SHOEBOX GEN 4

120-277V 240/300W 4000K

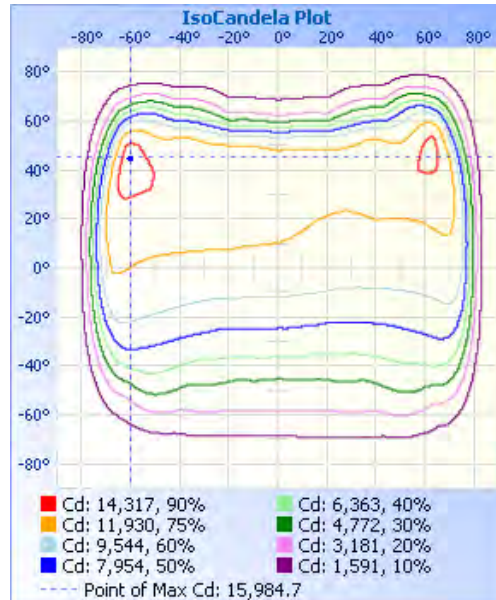
PHOTOMETRY:



Illuminance at a Distance

	Center Beam fc	Beam Width
17.0ft	38.0 fc	37.1 ft 105.0 ft
34.0ft	9.51 fc	74.2 ft 210.0 ft
51.0ft	4.23 fc	111.2 ft 315.0 ft
68.0ft	2.38 fc	148.3 ft 420.0 ft
85.0ft	1.52 fc	185.4 ft 524.9 ft
102.0ft	1.06 fc	222.5 ft 629.9 ft

- Vert. Spread: 95.0°
- Horiz. Spread: 144.1°





74071C - LED AREA LIGHT SHOEBOX GEN 4

120-277V 240/300W 4000K

Technical Specifications:

Electrical:

Input Voltage: 120-277V

Current: 1.14A @ 277V

Frequency: 60Hz

Power Factor: ≥ 0.9

THD: 9.9% @ 277V

Product Parameters:

240/300 Watts

Efficacy: 138 lumens per watt

50,000+ LED Life Span

CCT: 5000K

Chromaticity Measurements:

Beam Angle: 132°

CRI: 71

R9: -33

DUV: 0.0014

Chromaticity (x,y): x=0.3350; y= 0.3460

Chromaticity (u,v): u=0.2067; v= 0.4804

Component Specifications:

LED: SMD3030

Driver Voltage: 120-277V

Frequency: 50-60HZ

Dimming: 0-10V

*Photo Control:

Twist lock receptacle and shorting included.

Photocell sold separately.

LED Twist-Lock Style Photocells: **39106** (120-277V)

LED Twist-Lock Style Photocells: **39107** (480V)

*Twist lock receptacle is installed on fixture and shorting cap is include in the box

Operating Temperature:

Minimum Starting: -22°F To 122°F

Construction:

Housing: Corrosion resistant Die Cast Aluminum housing

IP Rating: IP65 Wet Location Rated

Lens Material: Polycarbonate

Mounting Accessories Sold Separately

Listing:

cULus

DLC PRODUCT ID#: PMLDY12F

Accessories (Sold Separately):

- Pole Arm Mount (80-300W) Bronze - For Round and Square Poles - CAT#: 74032A
- Slipfitter Mount (80-300W) Bronze - CAT#: 74034A
- Trunnion Mount (80-300W) Bronze - CAT#: 74038C
- Universal Mount (80-300W) Bronze - CAT#: 74043A
- Yoke Mount (240-300W) Bronze - CAT#: 74737C
- Microwave Motion Sensor (**120-277V and 480V Only**) - CAT#: 74072C
- Microwave Motion Sensor Remote (Optional, for use with 74072C) -CAT#: 74188B

Warranty:

Morris Products carries a 5 year warranty from date of purchase against defects in materials and workmanship (assuming normal and proper usage).